

IMAGE DISCLAIMER:
The images presented in this catalogue (brochure) are used for illustrative purposes only and are not intended to form part of any contract or warranty. They display pre-series cars and certain illustrations, features, parts and equipment may differ from the actual production cars and from country to country. To get the exact specification of features, parts and equipment, please get in touch with your nearest local ŠKODA dealer.

IF YOU'VE ENJOYED READING ABOUT IT
— IMAGINE DRIVING IT

CALL US TO ARRANGE A TEST DRIVE

Your ŠKODA partner:

ŠKODA SUPERB



ŠKODA
SIMPLY CLEVER



B15220 05/17

INTRODUCTION₄

EXTERIOR DESIGN₈

LIGHT DESIGN₁₄

INTERIOR DESIGN₁₈

CONNECTIVITY₂₂

SIMPLY CLEVER₂₈

COMFORT₃₈

SAFETY₄₂

PERFORMANCE₅₀

GREENLINE₅₆

LAURIN & KLEMENT₆₀

SPORTLINE₆₆

CUSTOMISATION₇₀

ACCESSORIES₈₄

ŠKODA BRANDED GOODS₉₂

TECHNICAL SPECIFICATIONS₉₄





A CAR THAT TRULY EARNS ITS NAME

Imagine a car that blurs the line between beauty and functionality. Where style and spaciousness are in perfect harmony. Where there's room for everything except compromise. We imagined such a car. And we call it the ŠKODA SUPERB.

Sculpted by an emotional design language, the SUPERB is an instant conversation starter. As well as being incredibly spacious it's the most comfortable way to stretch not just your legs but your ambitions, too – perfect for family and business alike. And being a ŠKODA, this car showcases our best Simply Clever thinking that guarantees comfort with elegance.

The SUPERB is yet another example of our philosophy of making beautifully designed cars that are as much a joy to drive now as they were back when we started.

That's Simply Clever. That's ŠKODA.





EXTERIOR DESIGN

GEOMETRY OF BEAUTY

The SUPERB's design invites you not just to look, but to look closer. The signature angular contours and sharp dynamic lines prove how the beauty of the whole is revealed in its exciting details. The result is a rousing display of precision and purpose.



REAR VIEW
The interaction between convex and concave forms on the rear of the car creates a striking interplay of surface light. Speaking of light, the LED technology combined with crystalline elements in the distinctive C-shaped rear lights further adds to the feeling of poised elegance.



SIDE VIEW
The perfectly balanced proportions, the large glass areas and the headlamps sweeping around the sides lend the car's profile an extraordinary visual presence and emotional appeal.

FRONT VIEW
The imposing lines of the bonnet are complemented by the profiled contours of the headlamps and equally crisp front fog lamps - their design paying homage to Czech glass making.





DOOR SILL STRIPS

The style quotient of the car is underlined by the decorative door sill strips with the SUPERB inscription. A clear nod to the car's overall blend of form and function.



EXTERNAL SIDE-VIEW MIRRORS

The sleek sharp contours of the external side-view mirrors with integrated indicators whip up a sporty look, while the large mirrors ensure total functionality.

PANORAMIC SUNROOF

The SUPERB COMBI will open up new vistas with the electrically-adjustable panoramic sunroof, which will expand the feeling of space.



LIGHT DESIGN



LET THE EYES DO THE TALKING

Lights can inspire as much as they can illuminate. Borrowing from Czech crystal glass-making heritage, the lights of the SUPERB are the most magnificent eyes ever to have lit up the road.

HEADLAMPS

Three types of headlamps are available for the SUPERB, each unique in technology and style. The Bi-Xenon headlamps include decorative cut crystal high beam lamps. Illuminated 'eyelashes' also feature in the high-spec headlamps (with the Smart Light Assist).



REAR LIGHTS

Crystalline elements also appear in the 'inactive' area of the rear lights. Also, the reverse and flasher lamps, plus the LED part of the fog lights, are hidden behind 'gems', making the SUPERB's lighting signature even more distinctive.



INTERIOR DESIGN

THE ROOM IS THE VIEW

Make your space more harmonious and comfortable with soft, cosy ambient lights running along the inside of the car, setting the perfect mood for any journey.



AMBIENT LIGHTING
It's up to you to choose one favourite colour or to complement each day with a different tone. The ambient lighting offers ten amazing colour options.



Green ambient lighting



Amber white ambient lighting

FOOT AREA ILLUMINATION
Experience ultimate comfort thanks to the SUPERB's unrivalled legroom. Sit back, adjust the interior lights and enjoy a discreetly lit ambience during your journey.





CONNECTIVITY

ŠKODA CONNECT: TAKE THE ONLINE WORLD WITH YOU

To be online fully and permanently, means not only having access to entertainment and information, but also possible assistance while on the move. ŠKODA CONNECT is your gateway to a world of unlimited communication possibilities.



ŠKODA CONNECT

This offer includes two categories of service. While Infotainment Online delivers real time information to navigation, about traffic for example, Care Connect focuses on help and safety, enabling remote access and control of the vehicle. It also offers an assistance service for any situation that needs it.

PARKING POSITION

Retrieve the pinpoint location of your car in large parking areas from anywhere on your mobile phone, with the address, time and date of parking displayed.



DRIVING DATA

Information about your journey, such as average consumption, average speed, distance and journey time, is stored. You can display your personal driving data and have an overview of all your trips.



EMERGENCY CALL

The SUPERB's connectivity includes a dedicated SOS line. This emergency system is activated by pushing a red button located on the roof above the front seats. In case of a crash, the emergency call is made automatically.



ONLINE TRAFFIC INFORMATION

Always take the best route: Up-to-date information gives you a perfect overview of every trip. It also enables you to react to new developments, such as roadworks, accidents or traffic jams.



PETROL STATIONS

You can find out about the distance to the nearest petrol station, its type and the current fuel prices. This information is displayed in real time. The fuel type of the vehicle is automatically detected and displayed.



WEATHER

Get the latest weather report of your current location or destination, with detailed forecasts, including precipitation predictions and warnings.

SYNC ALL YOUR LIVES

You can communicate, work or entertain yourself with ease on board the SUPERB. The infotainment systems, which come in an exclusive glass design, bring top-level connectivity so you can enjoy the best functions of your mobile devices on-the-go. Rear passengers can connect their external devices, too.



MY ŠKODA APP

Meet Paul, the interactive assistant of the MyŠKODA App (for Android or iOS systems), who can be helpful in various daily situations. You can use him to access information about your car or for a complete description of what controls what, what each indicator lamp means, etc. Paul can also keep an eye on the dates in your planner. Not only will you never forget a meeting, but your assistant will also advise you on how to get there.



PHONE BOX

This practical phone compartment, located in front of the gear stick, creates an amplified signal for your mobile device. At the same time, it wirelessly charges your phone while driving.



SMARTLINK+

With the SmartLink+ system (ŠKODA Connectivity bundle supporting MirrorLink®, Apple CarPlay and Android Auto), the car's infotainment system enables the driver to safely use the phone while driving. Plus, all installed applications that are certified as safe for vehicles are compatible with MirrorLink®, Apple CarPlay or Android Auto. The SmartLink+ system also includes the SmartGate function. It enables you to connect your smartphone to the car via WiFi to access interesting data about your drive, like driving economy, driving dynamics or service information.*

* Visit our website for usage terms and compatibility information for SmartLink+.

COLUMBUS

The new Columbus 3D navigation system features a 9.2" display. The device offers not only comfortable touch control, but also gesture control, which enables you to go through the menu or various lists. Many functions, including Bluetooth, the SmartLink+ system and Wi-Fi, come as standard. The integrated phone module with fast LTE internet compatibility is also available.



MULTIMEDIA COMMAND

This application enables you to control the infotainment in the car from your tablet or smartphone using WiFi, wherever you sit. It's available exclusively with the Columbus navigation system.

IN-CAR COMMUNICATION

Digital voice enhancement improves communication between passengers inside the car by extracting the driver's voice from cabin noise and playing the enhanced speech from rear-speakers.



MULTIMEDIA HOLDER

Fit your device securely to the multimedia holder in the rear armrest or the front seat headrest. The 230V socket and a 2nd USB slot for passengers in the rear are also available.



CANTON SOUND SYSTEM

Enjoy absolute sound clarity, whether it's music or the spoken word, on the Canton Sound System with twelve speakers, including a central speaker and subwoofer in the luggage compartment.



**SIMPLY
CLEVER**

NEVER LOSE A THING

There's a place for everything, even in your car. The SUPERB features a multitude of compartments, pockets and holders, keeping your elegant interior tidy, and your belongings safe from loss, breakage or spillage.



JUMBO BOX

The spacious Jumbo Box storage compartment is housed in the front armrest. You can store your electronic items safely inside or cool it to keep your snacks fresh. A dual drinks holder can also be found on the centre console.



GLOVE COMPARTMENT

The storage compartment in the dashboard on the front passenger side can also be cooled, when the air conditioning is on.

DRINK HOLDERS

Passengers in the rear seats will appreciate drink holders in the rear armrest.



POCKETS

Storage pockets on the insides of the front seat backrests can carry small objects, such as a mobile phone, keys, diary, etc.



HIDDEN STORAGE SPACE

Keep your car tidy. A hidden storage space with a tilting lid for various small items can be found under the passenger seat.



BOTTLE HOLDER

You will find a 1.5-l bottle holder in a spacious compartment in the front and rear doors.



STORAGE COMPARTMENT

Vests can be located in the storage compartments in the front and rear doors, ensuring they are always within reach.



UMBRELLA BOX

Ingenious compartments with two original SUPERB umbrellas are fitted inside both front doors. They are designed to let water drain away from the car keeping the interior dry.



FOOT REST

A seat for your feet. This angled foot rest at the rear attaches to the textile floor mats and makes long trips even more comfortable.



UNIBAG

The removable Unibag, designed for transporting skis or a snowboard, can be stored in the opening between the luggage compartment and cabin.

SPACE KEEPS EXPANDING

The luggage compartment capacity puts the SUPERB at the top of its class for space. But maximising space is nothing without maximising practicality. That's why we added Simply Clever solutions that make handling luggage even easier.



VIRTUAL PEDAL

How do you open or close the luggage compartment when your hands aren't free? Just swipe your foot underneath and it will just do it, magically. The virtual pedal enables contact-free access and it's available exclusively with the electrically-controlled 5th door and KESSY (Keyless Entry, Start and exit System).

ELECTRICALLY-CONTROLLED 5TH DOOR

The electrically-controlled 5th door opens and closes at a mere touch of the button on the remote control or central panel. Especially handy in unfavourable weather. You may also adjust the upper door position to suit your needs.



FLASHLIGHT

A practical removable LED flashlight can be found on the left side of the luggage compartment. It recharges automatically while the engine is running.



NET PROGRAMME

The set of nets increases the flexibility of the luggage space while tightly securing objects. It includes one horizontal and two vertical nets. You can add a further net under the luggage compartment cover in the liftback version.



CARGO ELEMENTS

To avoid any undesired movement of luggage while driving, these two plastic cargo elements with a Velcro fastener are ideal. They can be stowed away in the compartments behind the rear wheel arches when not in use.



HOOKS

Foldable hooks, located on the sides of the luggage compartment, make shopping items easier to transport and more secure.

FOLDAWAY KNOB

The tow bar has a foldaway knob, controlled via the luggage compartment handle. Thanks to this innovation, you don't need to remove the tow bar after use, and it won't disrupt the stylish appearance of your car.



CAPACITY

The luggage compartment parameters are exceptional. The combi version (see photo) offers 660 litres, stretched to 1,950 litres with the rear seat backrests folded down. The liftback will also impress you with a capacity of 625/1,760 litres. All cars, including the combi version with the double floor, are equipped with load lashing points for the net fastening.



DOUBLE FLOOR

Another way to utilize the luggage space comes in the combi version. The double floor places the bottom of the luggage compartment on the loading edge level, facilitating easier luggage handling. In addition, it provides a discrete storage place.



AUTOMATIC ROLL COVER

Easy access to your luggage is provided by the automatic roll cover, which shifts to a central position after the electrically-controlled 5th door is opened. The unique Nivomat for the combi version ensures that the clearance remains the same even with a full load.



POCKET

The practical pocket under the roll cover can serve as a safe storage place for items that you would like to transport separately from other objects in the luggage compartment.

The image shows the rear passenger area of a car. The seats are upholstered in a light tan leather with vertical stitching on the backrests. The interior trim, including the door panels and center console, is also in a matching tan color. A black air vent is visible on the left side of the center console. Through the rear window, a city skyline at night is visible, with illuminated buildings and streetlights. The word "COMFORT" is overlaid in large white letters on the left side of the image.

COMFORT

ORDER ROOM SERVICE

Loaded with thoughtful features, the SUPERB will indulge you in absolute comfort, whether it's staying relaxed during the longest journey or being entertained on-the-go.



3-ZONE CLIMATRONIC

With 3-zone Climatronic air conditioning you can set different temperatures for the driver, front and rear passengers. It's also fitted with a humidity sensor, which reduces windscreen misting.



HEATING AND VENTILATION SYSTEM

The auxiliary heating and ventilation system, which heats the interior as well as the engine, plus enables fresh air to flow into the interior, can be operated by remote control with a range of up to a few hundred metres.



PERSONALISATION

The car's infotainment system offers great personalisation options, allowing different drivers to create their own individual preferences. These include, for example, setting the driving mode, the electrically-adjustable driver's seat, Climatronic air conditioning, radio and navigation system. A personalised car is provided with three keys, so if there are more drivers in your family, they can each use their own key.



LED BOARDING SPOTS

Avoid puddles in the dark. Boarding spots with LEDs, designed to illuminate the entry area, are located on the external side-view mirrors.



EXTERNAL SIDE-VIEW MIRRORS

External side-view mirrors retract automatically once you lock the car, which you'll especially appreciate when parking on packed city streets. The mirrors also feature automatic dimming and memory functions.



HEATED STEERING WHEEL

The multifunctional leather steering wheel comes with a heating function, controlled via an infotainment system.



DRIVER SEAT WITH MEMORY AND MASSAGE FUNCTION

The electrically-adjustable driver seat with built-in memory can store three different seat and external side-view mirror positions. In addition the driver seat can be equipped with a massage function. This highest comfort is always accompanied by ventilated front seats upholstered in perforated leather.

SAFETY



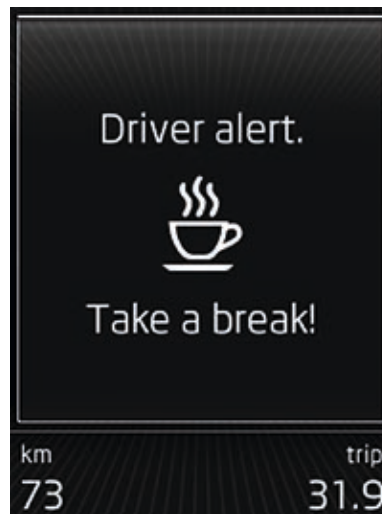
VIP SECURITY

The SUPERB puts a host of assistant systems at your service, offering unmatched convenience and safety in unforeseen situations.



SMART LIGHT ASSIST

Now you can use distance lights for longer without blinding incoming traffic. The Smart Light Assist can not only switch between the lights but also dim the distance lights, using a multifunctional camera located in the interior rear-view mirror.




DRIVER ALERT

This clever assistant system evaluates data from the power steering sensors to detect any driver fatigue behaviour. In such cases, the Maxi DOT display warns the driver to take a break.



TRAVEL ASSIST

This helper uses co-operation between the multifunctional camera and the navigation system to recognise and display, on the Maxi DOT and navigation displays, certain traffic signs.



LANE ASSIST

You can leave the task of keeping the car in the correct lane to Lane Assist. The system is displayed on Maxi DOT.



ADAPTIVE CRUISE CONTROL

Using a radar device in the front grille, in addition to its basic cruise control function, this assistant system maintains a safe distance from vehicles in front of you.



TRAFFIC JAM ASSIST


Facilitate the driving of DSG-fitted vehicles in traffic jams with the Traffic Jam Assist. By controlling the engine, brakes and steering, it makes the vehicle pull away, brake and turn to copy the movement of the surrounding vehicles (at speeds of up to 60 km/h).



MANOEUVRE ASSIST
Using the sensors of the Park Assist this system offers protection from obstacles within driving distance of the car (at speeds of up to 10 km/h), both when reversing and when driving forward. If an obstacle is detected, based on the distance from the obstacle and the car's speed, the system initiates the emergency brakes.




REAR-VIEW CAMERA
Enjoy easier parking by equipping your car with the rear-view camera located on the handle of the 5th door. It monitors the space behind the car and indicates the driving lanes, based on the vehicle width. Integrated washers improve the camera's functionality.



PARK ASSIST
Minimise the hassle of parking in tight spots with the Park Assist. It automatically selects an appropriate parking place in a row of parallel or perpendicularly parked vehicles.



BLIND SPOT DETECT
Using radar sensors in the rear bumper Blind Spot Detect monitors the blind areas behind and beside the car. Based on the distance and speed of the surrounding vehicles, it decides whether or not it should warn the driver.



REAR TRAFFIC ALERT
This assistant, which comes as part of the Blind Spot Detect system and uses the same radar sensors, helps you reverse safely from a parking space during poor visibility. It can even engage the brakes automatically if it detects imminent danger.

A SAFE BET

While we don't recommend leaving anything to chance, you may certainly rely on the SUPERB. In potentially dangerous situations, where the driver cannot actively influence the outcome, the car's passive safety elements take over. Like the airbags. You can equip your car with up to nine of them.



FRONT DRIVER AND PASSENGER AIRBAG

While the driver airbag is enclosed in the steering wheel, the passenger airbag is located in the dashboard. If needed, this can be deactivated when a child seat is installed on the front seat.



KNEE AIRBAG

The knee airbag, which protects the driver's knees and shins, is located under the steering wheel.




HEAD AIRBAGS

Upon activation, head airbags create a wall, which protects the front and rear occupants against head injury.



FRONT AND REAR SIDE AIRBAGS

These four airbags protect the pelvis and chest of the driver and other passengers in the event of a side Collision.



PERFORMANCE

PERFORM MIRACLES

If the design of the SUPERB teased you from the outside, a closer look under the bonnet will set your pulse racing. The engines offer outstanding comfort without compromising on performance or the environment. Those who want to enjoy the car's agility to the full can choose a sports chassis, which offers variable steering firmness. So the faster the car, the stiffer the steering wheel becomes.



DYNAMIC CHASSIS CONTROL

Enjoy the high performance of your car in maximum comfort and safety. The Dynamic Chassis Control (DCC) continuously evaluates and responds to various driving situations (braking, acceleration, turning), adapting the damping and steering characteristics. As part of the infotainment menu, it allows you to select one of three modes according to your specific requirements: Comfort, Normal or Sport.



ENGINES

Our top-of-the-line variant is a 2-litre petrol engine, which packs an impressive 206kW punch with 4-wheel drive. The range also features a 110kW petrol engine with ACT (Active Cylinder Management Technology), which disconnects 2 cylinders when not needed, considerably reducing fuel consumption. The strongest diesel engine yields 140 kW of pure performance. For example, the liftback version, in combination with a manual transmission and a front-wheel drive, has a combined fuel consumption of a mere 4.3–4.4 l/100 km.



DSG

Depending on the engine version, the car can be equipped with either an automatic 6-speed or 7-speed DSG (Direct Shift Gearbox). We recommend the 6-speed DSG and 4-wheel drive as the perfect match.





GREENLINE

THOUGHTFUL EVEN OF YOUR WALLET

The ŠKODA SUPERB GREENLINE proves that what is good for your wallet is ultimately good for everyone. Its 1.6 TDI CR DPF/88kW diesel engine goes easy on the environment without cutting on performance. You can achieve a combined consumption of 3.9 l/100 km at a CO₂ emission level of a mere 101 (combi 102) g/km.



INTERIOR DESIGN

The GreenLine version meets the same high standards as any SUPERB car. The specific interior design depends on the selected equipment version – Active, Ambition or Style. On the photo you can see the Ambition interior in black with fabric upholstery, Light Brushed décor and the Climatronic dual-zone air conditioning.



FOG LAMPS WITH CORNER FUNCTION

At night your SUPERB GREENLINE can help you reveal hardly visible obstacles, when manoeuvring the car at speed of up to 40 km/h. The fog lamps with corner function come as standard.



EXTERIOR DESIGN

The perfectly balanced proportions of the SUPERB model are underlined by a lowered chassis, which positively effects the car's aerodynamics. Protection from direct sunlight and a greater sense of privacy are provided by the SunSet tinted windows in the rear.



PLAQUETTE

The uniqueness of the model is highlighted by the GreenLine badge located under the SUPERB plaque on the 5th door.



HERMES WHEELS

The 16" steel wheels with Hermes covers and low rolling resistance tyres come as standard for the Active equipment version.



DRAKON WHEELS

The 17" Drakon alloy wheels with low rolling resistance tyres come as standard for the Ambition and Style equipment versions.



**LAURIN &
KLEMENT**

INHERIT OUR LEGACY

The Laurin & Klement equipment version represents a perfect combination of high-class and high-tech. It is the epitome of beauty, originality, safety and maximum comfort. Just one example would be the Dynamic Chassis Control (DCC), which adjusts the car's suspension to the state of the road as well as the driving style, for the smoothest of rides.



BADGE

The original Laurin & Klement badge on both front mudguards is a reminder of the founders of our company in Mladá Boleslav over a century ago.



INTERIOR DESIGN

The exclusive interior comes in an elegant Native Brown, Stone Beige or Black leather, with perforated leather as an option, and the Piano Black décor. The brown and black interiors can be accompanied by a black ceiling.

DECORATIVE STRIPS

The Laurin & Klement version features chrome side door strips.





COMFORT

The multifunctional leather steering wheel with chrome elements allows you to control the radio and telephone. The front seats are electrically-adjustable and the driver's seat is equipped with a memory function. The standard equipment also includes the Bolero infotainment system with SmartLink+, Canton Sound System, ambient interior lighting, and plenty more besides.

LOGO

The Laurin & Klement logo embroidered on the leather seat backrests is another stamp of exclusivity.



TRINITY WHEEL

The attractiveness of the Laurin & Klement version can be further enhanced by the 19" Trinity alloy wheels in anthracite design.



DOOR SILL STRIPS

You can find door sill strips in the front as well as rear. In the front they feature the original Laurin & Klement inscription.



SPORTLINE

WOLF, IN WOLF'S CLOTHING

The ŠKODA SUPERB SPORTLINE inherits the signature contoured body of the SUPERB and arms it with dynamic details. The car is fitted with a sports chassis and features, besides other things, a glossy black front grille, window frames, exterior side-view mirrors, side strips, diffuser, 5th door spoiler (liftback) and roof railings (combi). Stepping up the game are the darkened fog lamps. The sports style is further emphasised by the exclusive alloy wheels and distinctive exhaust pipe end pieces.



INFOTAINMENT

The SportLine version can be equipped with an infotainment system bringing more information and entertainment. It shows, among other things, the temperature of oil or cooling liquid and also offers a LapTimer function, which further adds to the feel of a sporty driving experience.



STEERING WHEEL

The multifunctional leather steering wheel in sports design, with silver stitching and chrome elements, allows you to control the radio and telephone.



INTERIOR DESIGN

The interior is decorated with the carbon décor bearing the SportLine logo. Sports front and rear seats with Black Alcantara®/leather upholstery with silver stitching provide maximum comfort even during a dynamic drive. The electrically-adjustable driver seat with built-in memory comes as standard. The interior sports style is enhanced by foot pedals with alu optics and a black ceiling.



ZENITH WHEEL

18" Zenith platinum alloy wheels come as standard.



VEGA WHEEL

19" Vega anthracite alloy wheels are optional.



PLAQUETTE

The SportLine plaque is presented on both front wheel arches.



DOOR SILL STRIPS

Even practical equipment, such as the door sill strips, comes in sports design and so further adds to the unique look of the car.



CUSTOMISATION

ACTIVE

The standard equipment of the Active version includes external side-view mirrors and door handles in body colour, tinted windows, rear LED lights, remote-control central locking, leather steering wheel and gear stick knob, Swing radio with Bluetooth, Maxi Dot, electrically-controlled front and rear windows, air conditioning, Jumbo Box with adjustable armrest, plus more.



ACTIVE BLACK INTERIOR
Grey metallic décor
Fabric upholstery



ACTIVE BLACK INTERIOR
Grey metallic décor
Fabric upholstery

AMBITION

The standard equipment of the Ambition version includes chrome side window frames, decorative front door sill covers, front foot rest area and interior door handle illumination, Climatronic dual-zone air conditioning, rain sensor, auto dimming interior rear-view mirror, digital clock on the rear side of the Jumbo Box, plus more.



AMBITION BLACK INTERIOR
Light Brushed décor
Fabric upholstery



AMBITION BLACK INTERIOR
Light Brushed décor
Fabric upholstery

STYLE

The standard equipment of the Style version includes electrically-folded external side-view mirrors with Boarding Spots, rear parking sensors, front and rear door sill covers, the LED lighting pack, electrically-adjustable driver seat with memory function, plus more.



STYLE BLACK INTERIOR
Dark Brushed décor
Leather upholstery

STYLE BLACK INTERIOR
Dark Brushed décor
Alcantara®/leather
upholstery



STYLE BEIGE INTERIOR
Dark Brushed décor
Fabric upholstery
Black ceiling as an option.



STYLE BLACK INTERIOR
Dark Brushed décor
Perforated leather
upholstery



STYLE BEIGE INTERIOR
Dark Brushed décor
Alcantara®/leather
upholstery
Black ceiling as an option.



LAURIN & KLEMENT

The standard equipment of the Laurin & Klement version includes Bi-Xenon headlamps with AFS (Adaptive Frontlight System), front and rear parking sensors, ambient interior lighting, electrically-adjustable driver and front passenger seats, Bolero radio, Canton Sound System, net programme, plus more.



L&K STONE BEIGE INTERIOR
Piano Black décor
Perforated leather upholstery

L&K STONE BEIGE INTERIOR
Piano Black décor
Leather upholstery



L&K STONE BEIGE INTERIOR
Piano Black décor
Perforated leather upholstery



L&K NATIVE BROWN INTERIOR
Piano Black décor
Leather upholstery



L&K BLACK INTERIOR
Piano Black décor
Perforated leather upholstery



UPHOLSTERY

Customisation
Black fabric – Active




Black fabric – Style

Beige fabric – Style



Black fabric – Ambition



Black Alcantara®/leather – Ambition*, Style*



Black leather – Ambition*, Style*



Black perforated leather – Ambition*, Style*




Beige Alcantara®/leather – Style*



Stone Beige leather – L&K, Style*

Native Brown leather – L&K



Native Brown perforated leather – L&K*



Stone Beige perforated leather – L&K*, Style*
Customisation

Black perforated leather – L&K*

* Extra equipment.

MAGNETIC BROWN METALLIC



PACIFIC BLUE UNI



MAGIC BLACK METALLIC



CORRIDA RED UNI*



LAVA BLUE METALLIC



QUARTZ GREY METALLIC



* Available until June 2017.
Velvet Red will be available from September 2017.

LASER WHITE UNI



BRILLIANT SILVER METALLIC



BUSINESS GREY METALLIC



CANDY WHITE UNI



MOON WHITE METALLIC



CAPPUCINO BEIGE METALLIC



COLOURS

WHEELS

19" TRINITY wheels



19" TRINITY anthracite alloy wheels



19" TRINITY super shiny alloy wheels



19" TRINITY shiny black alloy wheels



19" ACAMAR anthracite alloy wheels



18" PEGASUS alloy wheels



18" PEGASUS anthracite alloy wheels



18" MODUS alloy wheels



18" ZENITH alloy wheels



17" TRITON alloy wheels



17" STRATOS alloy wheels



17" ZEUS alloy wheels



16" ORION alloy wheels



16" steel wheels with HERMES covers





ACCESSORIES

MAKE IT MORE SUPERB

Your SUPERB will share and support your lifestyle. Thanks to thoughtful ŠKODA Genuine Accessories you can customise your car according to your needs and deeds.



BOX

Lockable box with a capacity of up to five pairs of skis or four snowboards is available in black, white or silver colour.



FOOT MATS

The rubber foot mats with raised trim protect the interior during inclement weather, while the high-quality textile foot mats with SUPERB logo make the interior more comfortable and cosy.



RUBBER MAT

The upholstery is protected from soiling and damage with the rubber mat, which covers the central tunnel in the rear.



MULTIMEDIA HOLDER

The multimedia holder, which can be mounted on the front seat headrests or the rear armrest, will surely be appreciated by the rear seat passengers. This must be combined with an adapter.



NET PROGRAMME

The set of nets is a very practical accessory, which will reliably prevent undesired movement of luggage and other objects in the luggage compartment.



RUBBER LINER

No matter what you transport in the luggage compartment, the upholstery will remain clean with the rubber liner.



GRILLES

The trunk grilles enable you to separate the luggage compartment from the cabin as well as split the compartment into two separate areas.



PLASTIC DISH

If you often carry things that might soil the luggage compartment, the plastic dish with raised edges is the perfect solution, as it can be easily removed and washed.



DECORATIVE VALVE CAPS

With the tyre valve caps bearing the ŠKODA logo, your car will look stylish to the smallest detail.





ŠKODA BRANDED GOODS

Make a style statement even when you step outside the SUPERB.
ŠKODA brings to you an impeccable range of fashionable merchandising.



Cap for men



Cufflinks



Pen



Chequered tie



Cabin suitcase with wheels

TECHNICAL SPECIFICATIONS SUPERB		1.4 TSI/92 kW	1.4 TSI/110 kW	1.4 TSI/110 kW ACT	1.4 TSI/110 kW 4x4 ACT	1.8 TSI/132 kW	2.0 TSI/162 kW	2.0 TSI/206 kW 4x4	1.6 TDI/88 kW
ENGINE		Turbocharged petrol engine, high-pressure direct injection system	Turbocharged petrol engine, high-pressure direct injection system	Turbocharged petrol engine, high-pressure direct injection system	Turbocharged petrol engine, high-pressure direct injection system	Turbocharged petrol engine, high-pressure direct injection system	Turbocharged petrol engine, high-pressure direct injection system	Turbocharged petrol engine, high-pressure direct injection system	Turbocharged diesel engine, high-pressure direct injection common rail system
Cylinders/Cubic capacity (cc)	4/1,395	4/1,395	4/1,395	4/1,395	4/1,395	4/1,798	4/1,984	4/1,984	4/1,598
Max. performance/Revs (kW/min ⁻¹)	92/5,000–6,000	110/5,000–6,000	110/5,000–6,000	110/5,000–6,000	110/5,000–6,000	132/4,000–6,200 (132/5,100–6,200)	162/4,500–6,200	206/5,600–6,500	88/3,600–4,000
Max. torque/Revs (Nm/min ⁻¹)	200/1,400–4,000	250/1,500–3,500	250/1,500–3,500	250/1,500–3,500	250/1,500–3,500	320/1,450–3,900 (250/1,250–5,000)	350/1,500–4,400	350/1,700–5,600	250/1,600–3,250
Air pollution regulation	EU6	EU6	EU6	EU6	EU6	EU6	EU6	EU6	EU6
Fuel	Unleaded petrol, RON min. 95	Unleaded petrol, RON min. 95	Unleaded petrol, RON min. 95	Unleaded petrol, RON min. 95	Unleaded petrol, RON min. 95	Unleaded petrol, RON 95 (95/91**)	Unleaded petrol, RON min. 95	Unleaded petrol, RON min. 95	Diesel
PERFORMANCE									
Maximum speed (km/h)	208	220	220	220	215	232	245	250	206
Acceleration 0–100 km/h (s)	9.9	8.6 (8.8)	8.6 (8.8)	8.6 (8.8)	9.0	8.0 (8.1)	7.0	5.8	10.9 (11.0)
Fuel consumption 99/100 (l/100 km)									
– urban ***/****	7.1/7.1–7.2	7.8/7.8–7.9 (7.5/7.6)	6.2/6.2–6.3 (6.2/6.3–6.4)	6.8/6.9–7.0	–/7.7 (–/7.3)	–/8.0–8.1	–/8.9	4.8/4.9 (4.6/4.7)	
– extra-urban ***/****	4.6/4.7	4.8/4.9–5.0 (4.7/4.8–4.9)	4.4/4.5–4.6 (4.4/4.5–4.6)	5.1/5.2–5.3	–/5.1 (–/5.1)	–/5.5	–/6.1	3.7/3.8–3.9 (3.9/4.0–4.1)	
– combined ***/****	5.5/5.6–5.7	5.9/6.0–6.1 (5.7/5.8–5.9)	5.1/5.2 (5.1/5.2–5.3)	5.7/5.8–5.9	–/6.0–6.1 (–/5.9)	–/6.4–6.5	–/7.1	4.1/4.2–4.3 (4.1/4.2–4.3)	
CO ₂ emissions (g/km) ***/****	128/130	137/139–140 (132/135–136)	117/119–121 (118/121–122)	133/135–137	–/137–138 (–/134–135)	–/146–147	–/159–160	107/110–111 (108/111–113)	
Turning circle diameter (m)	11.7	11.7	11.7	11.7	11.7	11.7	11.7	11.7	11.7
POWER TRANSMISSION									
Type	Front-wheel drive	Front-wheel drive	Front-wheel drive	4x4	Front-wheel drive	Front-wheel drive	4x4	Front-wheel drive	
Clutch	Hydraulic single-disc clutch	Hydraulic single-disc clutch (Twin coaxial clutch, electro-hydraulically operated)	Hydraulic single-disc clutch (Twin coaxial clutch, electro-hydraulically operated)	Hydraulic single-disc clutch	Hydraulic single-disc clutch (Twin coaxial clutch, electro-hydraulically operated)	Twin coaxial clutch, electro-hydraulically operated	Twin coaxial clutch, electro-hydraulically operated	Hydraulic single-disc clutch (Twin coaxial clutch, electro-hydraulically operated)	
Transmission	Manual 6-speed	Manual 6-speed (Automatic 7-speed DSG)	Manual 6-speed (Automatic 7-speed DSG)	Manual 6-speed	Manual 6-speed (Automatic 7-speed DSG)	Automatic 6-speed DSG	Automatic 6-speed DSG	Manual 6-speed (Automatic 7-speed DSG)	
WEIGHT									
Kerb weight – in standard version with a 75kg driver (kg)	1,415	1,428 (1,443)	1,435 (1,450)	1,535	1,485 (1,495)	1,525	1,625	1,500 (1,510)	
Payload – incl. a driver and extra equipment (kg)	620	628 (632)	628 (632)	677	627 (625)	650	680	621 (620)	
Total weight (kg)	1,960	1,981 (2,000)	1,988 (2,007)	2,137	2,037 (2,045)	2,100	2,230	2,046 (2,055)	
Trailer load without brakes (max. kg)	700	710	710 (720)	750	740	750	750	750	
Trailer load with brakes – 12% (max. kg)	1,600	1,600	1,600	1,800	1,800	2,000	2,200	1,500	
Tank capacity (l)	66	66	66	66	66	66	66	66	

* Compliance with the EU6 emission standard is achieved by SCR system (Selective Catalytic Reduction), which injects AdBlue® to reduce mono-nitrogen oxides (NOx). Tank of AdBlue® has volume of 13 l and touring range of 13,000 km.

** Using low-octane fuel may affect engine performance.

*** Applies to vehicle with tyres with super low rolling resistance.

**** Applies to vehicle with tyres with low rolling resistance.

***** The car can be equipped with a set of all-season tyres 215/55 R17. For more information contact your authorised ŠKODA partner.

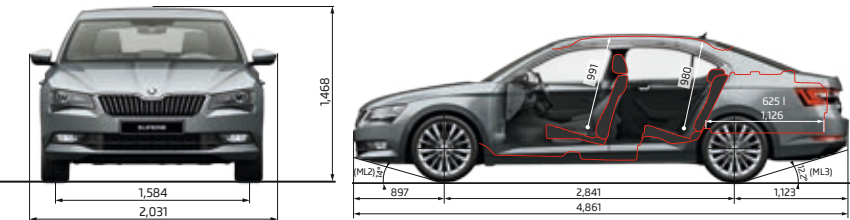
() Applies to automatic transmission.

ACT – Active Cylinder management Technology.

Most engines feature the Start-Stop system and energy recovery functionality.

1.6 TDI/88 kW GreenLine*	2.0 TDI/110 kW*	2.0 TDI/110 kW 4x4*	2.0 TDI/140 kW*	2.0 TDI/140 kW 4x4*
Turbocharged diesel engine, high-pressure direct injection common rail system	Turbocharged diesel engine, high-pressure direct injection common rail system	Turbocharged diesel engine, high-pressure direct injection common rail system	Turbocharged diesel engine, high-pressure direct injection common rail system	Turbocharged diesel engine, high-pressure direct injection common rail system
4/1,598	4/1,968	4/1,968	4/1,968	4/1,968
88/3,600–4,000	110/3,500–4,000	110/3,500–4,000	140/3,500–4,000	140/3,500–4,000
250/1,600–3,250	340/1,750–3,000	340/1,750–3,000	400/1,750–3,250	400/1,750–3,250
EU6*	EU6	EU6*	EU6*	EU6*
Diesel	Diesel	Diesel	Diesel	Diesel
209	220 (217)	215	237 (235)	230
11.0	8.8 (9.0)	9.0	8.0 (7.7)	7.6
4.5	4.9/5.0 (5.3/5.4–5.5)	5.7/5.7–5.8	–/5.1–5.2 (–/5.5–5.6)	–/6.2–6.3
3.5	3.8/3.9–4.0 (3.9/4.0–4.1)	4.1/4.2–4.3	–/3.8–3.9 (–/4.2–4.3)	–/4.6–4.7
3.9	4.2/4.3–4.4 (4.4/4.5–4.6)	4.7/4.8	–/4.3–4.4 (–/4.6–4.7)	–/5.2–5.3
101	111/113–114 (113/116–118)	122/124–125	–/113–114 (–/122–123)	–/137–138
11.7	11.7	11.7	11.7	11.7
Front-wheel drive	Front-wheel drive	4x4	Front-wheel drive	4x4
Hydraulic single-disc clutch	Hydraulic single-disc clutch (Twin coaxial clutch, electro-hydraulically operated)	Hydraulic single-disc clutch	Hydraulic single-disc clutch (Twin coaxial clutch, electro-hydraulically operated)	Twin coaxial clutch, electro-hydraulically operated
Manual 6-speed	Manual 6-speed (Automatic 7-speed DSG)	Manual 6-speed	Manual 6-speed (Automatic 6-speed DSG)	Automatic 6-speed DSG
1,530	1,520 (1,570)	1,630	1,555 (1,575)	1,655
620	620	705	650 (636)	705
2,075	2,065 (2,115)	2,260	2,130 (2,136)	2,285
750	750	750	750	750
1,500	2,000	2,200	2,000	2,200
66	66	66	66	66

FURTHER SPECIFICATIONS			
Body		Exterior dimensions	
Type	5-seater, 5-door, 2-compartment	Length/width (mm)	4,861/1,864
Drag coefficient C _w	0.263–0.309 according to engine version	Height (mm)	1,468
Chassis		Wheel base (mm)	2,841
Front axle	McPherson suspension with lower triangular links and torsion stabiliser	Track front/rear (mm)	1,584/1,572; 2.0 TSI: 1,586/1,574
Rear axle	Multi-element axle, with longitudinal and transverse links, with torsion stabiliser	Clearance (mm) – according to engine version	149/148
Braking system	Hydraulic dual-diagonal circuit braking system vacuum assisted with Dual Rate	Interior dimensions	
– front brakes	Disc brakes with inner cooling and with single-piston floating calliper	Lateral room front/rear (mm)	1,507/1,520
– rear brakes	Disc brakes	Effective head room front/rear (mm)	991/980
Steering	Direct rack-and-pinion steering with electro-mechanical power steering	Luggage storage space (max. l)	
Wheels	6.5J x 16"; 7.0J x 17" according to engine version	Without spare tyre, with rear seat backrests –	
Tyres*****	215/60 R16; 215/55 R17 according to engine version	upright/down	625/1,760



TECHNICAL SPECIFICATIONS SUPERB COMBI	1.4 TSI/92 kW	1.4 TSI/110 kW	1.4 TSI/110 kW ACT	1.4 TSI/110 kW 4x4 ACT	1.8 TSI/132 kW	2.0 TSI/162 kW	2.0 TSI/206 kW 4x4	1.6 TDI/88 kW
	Turbocharged petrol engine, high-pressure direct injection system	Turbocharged petrol engine, high-pressure direct injection system	Turbocharged petrol engine, high-pressure direct injection system	Turbocharged petrol engine, high-pressure direct injection system	Turbocharged petrol engine, high-pressure direct injection system	Turbocharged petrol engine, high-pressure direct injection system	Turbocharged petrol engine, high-pressure direct injection system	Turbocharged diesel engine, high-pressure direct injection common rail system
ENGINE								
Cylinders/Cubic capacity (cc)	4/1,395	4/1,395	4/1,395	4/1,395	4/1,798	4/1,984	4/1,984	4/1,598
Max. performance/Revs (kW/min ⁻¹)	92/5,000–6,000	110/5,000–6,000	110/5,000–6,000	110/5,000–6,000	132/4,000–6,200 (132/5,100–6,200)	162/4,500–6,200	206/5,600–6,500	88/3,600–4,000
Max. torque/Revs (Nm/min ⁻¹)	200/1,400–4,000	250/1,500–3,500	250/1,500–3,500	250/1,500–3,500	320/1,450–3,900 (250/1,250–5,000)	350/1,500–4,400	350/1,700–5,600	250/1,600–3,250
Air pollution regulation	EU6	EU6	EU6	EU6	EU6	EU6	EU6	EU6
Fuel	Unleaded petrol, RON min. 95	Unleaded petrol, RON min. 95	Unleaded petrol, RON min. 95	Unleaded petrol, RON min. 95	Unleaded petrol, RON 95 (95/91**)	Unleaded petrol, RON min. 95	Unleaded petrol, RON min. 95	Diesel
PERFORMANCE								
Maximum speed (km/h)	206	218	218	213	230	243	250	204
Acceleration 0–100 km/h (s)	10.0	8.7 (8.9)	8.7 (8.9)	9.1	8.1 (8.2)	7.1	5.8	11.0 (11.1)
Fuel consumption 99/100 (l/100 km)								
– urban ***/****	7.1/7.2	7.8/7.9 (7.5/7.5–7.6)	6.2/6.3–6.4 (6.3/6.4–6.5)	6.9/7.0	–/7.8 (–/7.4)	–/8.1	–/9.0	4.9/5.0 (4.6/4.7)
– extra-urban ***/****	4.7/4.8	4.9/5.0 (4.8/4.9–5.0)	4.5/4.6–4.7 (4.5/4.6–4.7)	5.2/5.3–5.4	–/5.2–5.3 (–/5.2–5.3)	–/5.5–5.6	–/6.2	3.9/4.0–4.1 (3.9/4.1–4.2)
– combined ***/****	5.6 /5.7	5.9/6.0–6.1 (5.7/5.9)	5.1/5.2–5.3 (5.1/5.2–5.3)	5.8/5.9–6.0	–/6.2 (–/6.0–6.1)	–/6.5	–/7.2	4.3/4.4 (4.2/4.3–4.4)
CO ₂ emissions (g/km) ***/****	129/131–132	138/140–141 (133/136–137)	118/121–122 (119/122–123)	134/137–138	–/140–141 (–/137–138)	–/147–148	–/163–164	111/114–115 (109/112–114)
Turning circle diameter (m)	11.7	11.7	11.7	11.7	11.7	11.7	11.7	11.7
POWER TRANSMISSION								
Type	Front-wheel drive	Front-wheel drive	Front-wheel drive	4x4	Front-wheel drive	Front-wheel drive	4x4	Front-wheel drive
Clutch	Hydraulic single-disc clutch	Hydraulic single-disc clutch (Twin coaxial clutch, electro-hydraulically operated)	Hydraulic single-disc clutch (Twin coaxial clutch, electro-hydraulically operated)	Hydraulic single-disc clutch	Hydraulic single-disc clutch (Twin coaxial clutch, electro-hydraulically operated)	Twin coaxial clutch, electro-hydraulically operated	Twin coaxial clutch, electro-hydraulically operated	Hydraulic single-disc clutch (Twin coaxial clutch, electro-hydraulically operated)
Transmission	Manual 6-speed	Manual 6-speed (Automatic 7-speed DSG)	Manual 6-speed (Automatic 7-speed DSG)	Manual 6-speed	Manual 6-speed (Automatic 7-speed DSG)	Automatic 6-speed DSG	Automatic 6-speed DSG	Manual 6-speed (Automatic 7-speed DSG)
WEIGHT								
Kerb weight – in standard version with a 75kg driver (kg)	1,440	1,453 (1,468)	1,460 (1,475)	1,560	1,510 (1,520)	1,550	1,650	1,525 (1,535)
Payload – incl. a driver and extra equipment (kg)	641	646 (662)	646 (662)	685	650	655	715	650 (640)
Total weight (kg)	2,006	2,024 (2,055)	2,031 (2,062)	2,170	2,085 (2,095)	2,130	2,290	2,100
Trailer load without brakes (max. kg)	720	720 (730)	730	750	750	750	750	750
Trailer load with brakes – 12% (max. kg)	1,600	1,600	1,600	1,800	1,800	2,000	2,200	1,500
Tank capacity (l)	66	66	66	66	66	66	66	66

* Compliance with the EU6 emission standard is achieved by SCR system (Selective Catalytic Reduction), which injects AdBlue® to reduce mono-nitrogen oxides (NOx). Tank of AdBlue® has volume of 13 l and touring range of 13,000 km.

** Using low-octane fuel may affect engine performance.

*** Applies to vehicle with tyres with super low rolling resistance.

**** Applies to vehicle with tyres with low rolling resistance.

***** The car can be equipped with a set of all-season tyres 215/55 R17. For more information contact your authorised ŠKODA partner.

(.) Applies to automatic transmission.

ACT – Active Cylinder management Technology. Most engines feature the Start-Stop system and energy recovery functionality.

1.6 TDI/88 kW GreenLine*	2.0 TDI/110 kW*	2.0 TDI/110 kW 4x4*	2.0 TDI/140 kW*	2.0 TDI/140 kW 4x4*
Turbocharged diesel engine, high-pressure direct injection common rail system	Turbocharged diesel engine, high-pressure direct injection common rail system	Turbocharged diesel engine, high-pressure direct injection common rail system	Turbocharged diesel engine, high-pressure direct injection common rail system	Turbocharged diesel engine, high-pressure direct injection common rail system
4/1,598 88/3,600–4,000	4/1,968 110/3,500–4,000	4/1,968 110/3,500–4,000	4/1,968 140/3,500–4,000	4/1,968 140/3,500–4,000
250/1,600–3,250	340/1,750–3,000	340/1,750–3,000	400/1,750–3,250	400/1,750–3,250
EU6*	EU6	EU6*	EU6*	EU6*
Diesel	Diesel	Diesel	Diesel	Diesel
206	218 (214)	213	235 (233)	228
11.1	8.9 (9.1)	9.1	8.1 (7.8)	7.7
4.5	5.0/5.0–5.1 (5.3/5.4–5.5)	5.7/5.8	–/5.2 (–/5.6)	–/6.3
3.6	3.9/4.0 (3.9/4.0–4.1)	4.1/4.3	–/3.9–4.0 (–/4.3)	–/4.7
3.9	4.3/4.4 (4.4/4.5–4.6)	4.7/4.8–4.9	–/4.4 (–/4.7)	–/5.3
102	112/114–115 (114/117–119)	123/125–126	–/114–115 (–/123–124)	–/138–139
11.7	11.7	11.7	11.7	11.7
Front-wheel drive	Front-wheel drive	4x4	Front-wheel drive	4x4
Hydraulic single-disc clutch	Hydraulic single-disc clutch (Twin coaxial clutch, electro-hydraulically operated)	Hydraulic single-disc clutch	Hydraulic single-disc clutch (Twin coaxial clutch, electro-hydraulically operated)	Twin coaxial clutch, electro-hydraulically operated
Manual 6-speed	Manual 6-speed (Automatic 7-speed DSG)	Manual 6-speed	Manual 6-speed (Automatic 6-speed DSG)	Automatic 6-speed DSG
1,555	1,545 (1,595)	1,655	1,580 (1,600)	1,680
640	640 (664)	715	665	715
2,120	2,110 (2,184)	2,295	2,170 (2,190)	2,320
750	750	750	750	750
1,500	2,000	2,200	2,000	2,200
66	66	66	66	66

FURTHER SPECIFICATIONS			
Body		Exterior dimensions	
Type	5-seater, 5-door, 2-compartment	Length/width (mm)	4,856/1,864
Drag coefficient C _w	0.263–0.309 according to engine version	Height (mm)	1,477
Chassis		Wheel base (mm)	2,841
Front axle	McPherson suspension with lower triangular links and torsion stabiliser	Track front/rear (mm)	1,584/1,572; 2.0 TSI: 1,586/1,574
Rear axle	Multi-element axle, with longitudinal and transverse links, with torsion stabiliser	Clearance (mm) – according to engine version	149/148
Braking system	Hydraulic dual-diagonal circuit braking system vacuum assisted with Dual Rate	Interior dimensions	
– front brakes	Disc brakes with inner cooling and with single-piston floating calliper	Lateral room front/rear (mm)	1,507/1,520
– rear brakes	Disc brakes	Effective head room front/rear (mm)	995/1,001
Steering	Direct rack-and-pinion steering with electro-mechanical power steering	Luggage storage space (max. l)	
Wheels	6.5J x 16"; 7.0J x 17" according to engine version	Without spare tyre, with rear seat backrests –	
Tyres*****	215/60 R16; 215/55 R17 according to engine version	upright/down	660/1,950

